

SOLITILE[®]

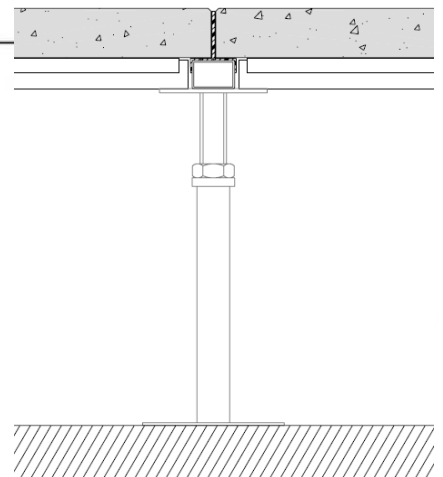
Engineered Stone Access Floor

SL3500 Series

Monolithic
Aesthetic
All purpose
Durable



monolithic access panel




SOLITILE[®] **SL3500 series**

Solittle SL3500 access floor system is an aesthetic stoneware access floor, for which access panels are made of engineered pebble stones, without mining valuable natural stone resources such marbles and granite. The system is suitable to use in corporate headquarter offices, building lobbies, museum, and most of the public and institutional interiors. The system is particularly suitable for using in the sub-tropic and tropic area countries where easy clean is essential.

The System

Access panel: The SL3500 access panel consist of monolithic engineered stone core through the whole panel, which structurally re-enforced by steel-mesh at inner core of the panel. The panel is processed by heavy-duty depression production process, and fabricate to perform nature-stone atmosphere, and provides commercial-grade loading property and durability. The structure contributes its wide applications suitable for using at general interior areas, as well as for areas requiring water resistance and high-hygienic. The panels are also suitable for exterior application, which supported by water-proof understructure pedestals.



Performance --

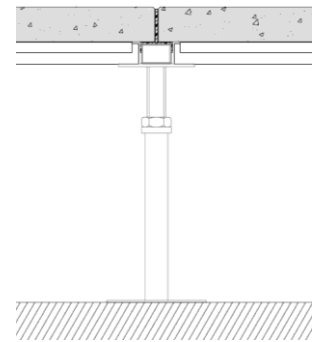
1. **life-time pattern and color:** monolithic pattern and color through whole panel core.
2. **overall cost-saving:** ready-to-use top finish, no additional floor coverings are needed.
3. **High durability:** same as natural stone, a life-time collection
4. **Aesthetic:** surface treatment can be polished, honed, and slip-resistance.
5. **Easy maintenance:** easier maintenance than carpets and woods.

Access panels not deteriorated by moisture, nor deteriorated by water

As a high density composition, the access panels are suitable to use in all environments, both at dry areas and at wet areas. Other access floor panels, such as calcium sulphate, woodcore, shall be sealed by vinyl trims at four sides of panel, or encapsulated by steel sheet, in order to prevent from moisture soaking and deterioration.

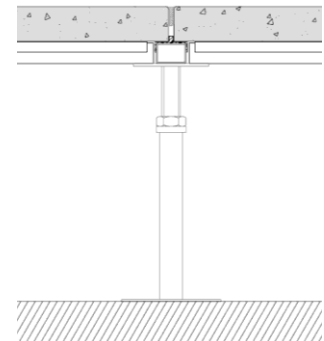
Fully Accessible – loose laid

Access panels are installed, segregating by h-type dividers. The h-type dividers are installed on stringers, to protect from impact by stones, and to provide accessibility.



Concealed – grout in-between access panels

When using in wet areas, such as restaurant, food-processing, station's entrance, access panels are installed fully-conceal by grouting in-between access panels. The fully concealed installation has retained accessibility.



When panels are required to lift, the grout in-between access panels

can be removed. After completion, restore access panels, concealed by grouting again.

Pattern and Color

Colors: 6 standard colors. Custom-made color: available by special run

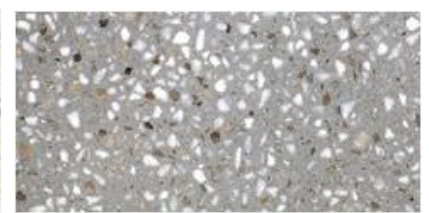
** The access panels are natural products: color varies at each production run.




G101




G102




G103



G104



G105



G106

Specifications

System: Solitile SL3500 access floor system

Manufacturer: Netfloor, Inc.

Module size: 600 mm X 600 mm

Access panel thickness: 35 mm

System height: standard height 150 mm ~ 600 mm

Access panel contents: high density mineral concrete core panel reinforced by embedded steel wire mesh inside the panel core.

Monolithic: pattern and color are monolithic through whole panel core

Surface: polished, honed, brush.

Durability: condensification treatment, hardness meets Mohs 5~7

Application: Indoor and outdoor.

Understructures: full-steel supporting pedestal and stringer systems to support the access panels, providing fully accessible and concealed installation.

Loading and safety performance

Concentration load: 1250LB grade (test in accordance with CISCA)

Concentration ultimate load: safety factor greater than 1.4 times

Fire rating: non-combustible, meets ASTM E84 class A, meets BS: 476 Part 4.

Heat Transference resistance: deferred heat-transmission in-between access floor cavity open space above the access floor.

Warranty: 5 years.

In pursuing continuous product improvement, the manufacturer reserves the rights to vary specifications without prior notice.

-- a product division of Netfloor Inc. --- www.netfloor.com



September 2019